

SPECIFICATION



P/N: LCP-LBL



GUANG SHENG YUAN ELEC. CO. LTD.



No.418, Dongyong St., Bade City,
Taoyuan County 33458, Taiwan(R.O.C.)
TEL:+886-3-3667652
FAX:+886-3-3662052
<http://www.gsy-tech.com>
gsy.tech@msa.hinet.net

Product photos




Real Application: Office Ceiling light

LCP-LBL-120SW-120-B (LED Flux = 5040lm)



Real Application: Wall Wash

LCP-LBL-120CW-60-SL (LED flux = 5880lm)



Typical Applications

- ◆ Ceiling lights
- ◆ Parking garages lighting
- ◆ Factory lighting
- ◆ Warehouses lighting
- ◆ Stockrooms lighting
- ◆ Clean room foundry lighting
- ◆ Architectural lighting
- ◆ Garden lighting
- ◆ Marker & Orientation lights
- ◆ Landscape lighting
- ◆ Wall wash lights.

Benefits

- ◆ Long Life (20,000~50,000 hours)
- ◆ Provides flexibility to designers
- ◆ Ease of installation
- ◆ Energy efficiency
- ◆ It is a hazard free product
- ◆ Allows use in indoor and outdoor applications

Selection Guide	
Part Number	Description
LCP-LBL-XXXWW	3000K±10% Warm white
LCP-LBL-XXXCW	5000K±10% Cold White
LCP-LBL-XXXSW	6300K±10% Sun White

Note:

1. **XXX=60** (60W)
XXX=120 (120W)
XXX= others. (Customized)
2. Optional for View Angle
-120= 120 degree.
-60= 60 degree.
3. Optional for LED
-B= BL LEDs.
-C= Cree LEDs.
-SL= SL LEDs.
-S= Special Unique LEDs from Japan.


Electrical characteristics	
Input Voltage Range	81Vac~280Vac
Input Frequency	47Hz~63Hz
Watts	Typical: 60W or 120W
Power Factor	0.95~1.0
Efficiency	85%~90%

Product information	
Life Cycle	20,000~50,000 hours
Dimensions (W:D:H)	381mm:381mm:212mm
Weight	3~6Kg (Depended on the Model)
Housing	Aluminum
Lens	PC, Aluminum and Glass
Basic Luminous Shape	Rectangular

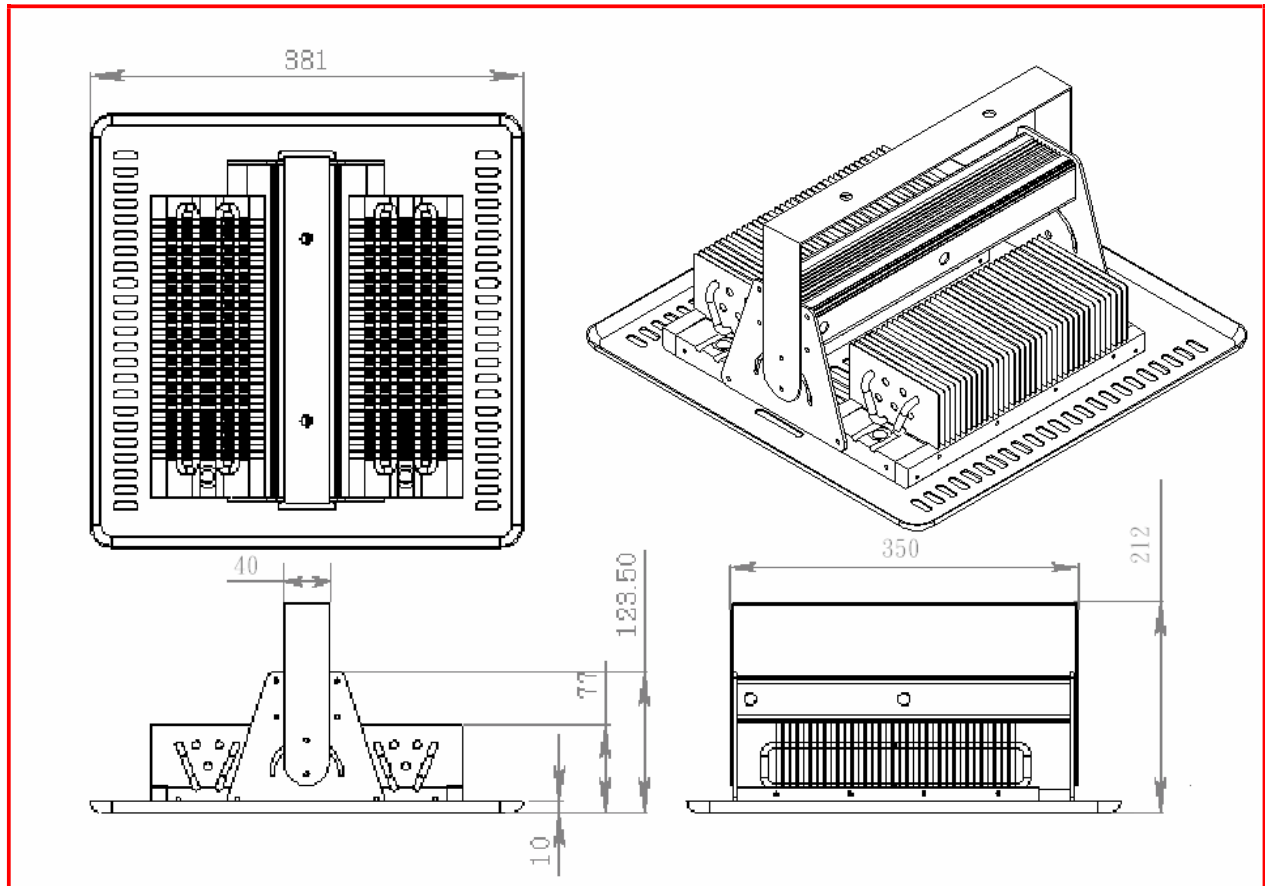
Output	
Light Out (LEDs flux)	3780lm(60W)~8736lm(120W)
CRI	75~85
Colour Temperature	3000K±10% (Warm White) 5000K±10% (Cold White) 6300K±10% (Sun White)

Environmental Ratings		
Parameter	Min	Max
Operating Ambient Temperature	-40°C	75°C
Storage Ambient Temperature	-40°C	80°C

Turn Off (Real application: Ceiling Light) **Turn**



Dimension : 381mm:381mm:212mm ; Holder is 350mm.



Other Related Products: Light Bar, Circle Type Lights, MR16, E27, U10, Par30, Par38.



Important: Please contact our engineer to ensure installation and maintenance being properly executed to obtain maximum performance, efficiency and durability from the LED lighting product.

Disclaimer: While every care has been taken with the details on this specification sheet, we accept no responsibility for any inaccuracies and reserves the right to change these specifications without notice to always ensure that you are receiving a superior product.

GUANG SHENG YUAN ELEC. CO. LTD.

No.418, Dongyong St., Bade City,
Taoyuan County 33458, Taiwan(R.O.C.)

TEL:+886-3-3667652

FAX:+886-3-3662052

<http://www.gsy-tech.com>

gsy.tech@msa.hinet.net